

AGRICULTURE 2021



OTR WHEEL ENGINEERING, INC. (OTR) is your global partner for high-quality, engineered, off-the-road tires, wheels, assemblies and accessories. Thank you for choosing OTR as a resource to help find the right solution for your vehicle or machine. We are proud to supply well-known original equipment manufacturers and aftermarket customers in the Agricultural market, garnering a reputation as a solutions provider, using customer feedback to develop innovative products and services that solve problems and add value.

COMPANY OVERVIEW

OTR is a multinational enterprise with over 1,000 employees dedicated to supporting customers around the world. Core markets include Agriculture, Forestry, Mining, Construction, Powersports, Lawn & Garden, Industrial, Material Handling and Specialty Vehicles.

OTR's global infrastructure comprises 38 manufacturing facilities and warehouses located in the U.S., Canada, Europe, and Asia. Our business model is based not only on developing, manufacturing and supplying market-driven products, but also services such as warehousing, tire mounting, sequencing, tire liner, foam-fill and modular assembly in facilities located near customers. We also support a network of distribution partners servicing local markets with one-stop-shopping for OTR products.

AGRICULTURE

OTR's product line-up for agricultural equipment is the result of many years of experience, innovations and a hands-on approach that ensures our products get the job done. Whether you are focused on productivity, utilization, safety or value, OTR's team will help you find the right solution.





TABLE OF CONTENTS

TIRES

XT-41	6
LAWN TRAC	6
TRACTION MASTER	7
CROP MASTER	7
FIELD MASTER	8
CROP TRACX	8
GC-703	9
BIG FOOT	9
I-1 RIB	10
LITEFOOT & LITEFOOT G1/R1	10
LITEFOOT PRO	11
RAIN MASTER	11
RAINMAX	12
RAINMAX H ₂ O	12
TRAILER TIRES & WHEELS	13
SPECIALTY AG TIRES & WHEELS	13

TUBES

TUBES	14-16
-------------	-------

WHEELS

PIVOT WHEELS	17
TYRFIL 360 HFT	18
STANDARD IMPLEMENT WHEELS	19
CUSTOM AG WHEELS	20

ACCESSORIES

ACCESSORIES	20
-------------------	----

SERVICES

TYRLYNER	21
MOUNTING & SEQUENCING	21

INFORMATION


CONTACT INFORMATION	22
WARRANTY INFORMATION	22
ISO CERTIFICATION	22



AGRICULTURE

QUICK REFERENCE GUIDE

AGRICULTURE




XT-41

6



LAWN TRAC

6



TRACTION MASTER 7




CROP MASTER 7

7



FIELD MASTER 8

8



CROP TRACX

8



GC-703

9



QUICK REFERENCE GUIDE

AGRICULTURE

AGRICULTURE



BIG FOOT 9




I-1 RIB 10



LITEFOOT G1/R1 10



LITEFOOT PRO 11



RAIN MASTER 11



RAINMAX 12



TRAILER TIRES 13





AGRICULTURE

XT-41

XT-41 is a "hybrid" crossover tire blending R4 and R1 tread patterns for maximum flexibility in operating on- or off-road. Its high tread-to-void ratio makes it the ideal choice for operating on hard surfaces, with overlapping center tread blocks that reduce wear and improve ride comfort. It also features rock ejectors in between lugs to ensure high performance when operating in wet or muddy conditions.



PART #	DESCRIPTION	PR	PSI	OD	SW	RIM	LOAD
T198041885010	18X8.50-10	4	22	17.92	7.88	10X7	780@10MPH
T198062385012	23X8.50-12	6	35	22.8	8.35	12X7	1470@10MPH
T1980426120012	26X12.00-12	4	20	26.07	11.84	12X10.5	1760@10MPH
T1980612165	12-16.5	6	40	33.48	11.69	16.5X9.75	4180@5MPH

Other sizes and tread patterns available.



XT-41 is a game-changing tire for a wide range of mobility needs, particularly for compact equipment operating on- or off-road. Its unique design delivers exceptional traction on soft, wet ground or hard pack, providing an excellent value for fleets and owner-operators.

LAWN TRAC



LAWN TRAC provides an open, deep lug design with large footprint that maximizes ground contact for better grip—an excellent all-around solution for operating on muddy fields or hills. It's self-cleaning, with lugs designed to eject mud and debris away from the tire, so there is no slowing down.

PART #	DESCRIPTION	PR	PSI	OD	SW	RIM	LOAD
T10004167508	16X7.50-8	4	24	16	7.5	8X5.375	710@10MPH
T10004188508	18X8.50-8	4	22	18.11	8.38	8X7	825@10MPH
TR10004189508	18X9.50-8	4	22	18.07	9.3	8X7	825@10MPH
T100041885010	18X8.50-10	4	22	18.1	7.6	10X7	780@10MPH
T1000423105012	23X10.50-12	4	20	22.8	10.5	12X8.5	1320@10MPH
T1000424120012	24X12.00-12	4	20	23.94	12.13	12X10.5	1710@10MPH
T1000426100012	26X10.00-12	4	22	25.85	10.28	12X8.5	1710@10MPH
T1000426120012RG*	26X12.00-12	4	20	26	12	12X10.5	1760@10MPH
T1000426120012	26X12.00-12	4	20	25.98	12.28	12X10.5	1760@10MPH

*Rim Guard



TRACTION MASTER

AGRICULTURE



TRACTION MASTER features deep, flat, layered lugs for superior grip and handling on soft ground, with extra-wide shoulders and rim guards for protection against side impact. It's cut and puncture-resistant, with a design that is self-cleaning.

PART #	DESCRIPTION	PR	PSI	OD	SW	RIM	LOAD
T17087216	7.2-16	8	48	29.44	7.1	16X6	910@20MPH
T190670016	7-16	6	36	29.4	7.1	16X5	1100@20MPH
T17068316	8.3-16	6	34	31.17	8.64	16X6	1330@20MPH
T170680016	8-16	6	28	31.7	8	16X6	1360@20MPH
T170880018	8-18	8	28	32.4	8	18X6	1480@20MPH
T13082912515	29X12.5-15	8	40	28.95	12.45	15X10	1980@10MPH
T130831155015	31X15.50-15	8	45	31.03	14.31	15X13	3645@10MPH

AGRICULTURE

CROP MASTER

CROP MASTER features a field-friendly R1 tread with heavy-duty construction that covers all the bases. Durable and long-lasting, it has exceptional flotation characteristics and load capacity. Its directional lug design and contact area ensure traction and handling on a variety of surfaces, wet or dry, providing for minimal soil compaction and ride comfort. This tire truly masters the mobility requirements of field work, all season long.



PART #	DESCRIPTION	PR	PSI	OD	SW	RIM	LOAD
T60069516R1	9.5-16	6	32	33.5	9.5	16X8	1605@20MPH
T60089522R1	9.5-22	8	40	40.04	9.65	22X7	1760@20MPH



AGRICULTURE

FIELD MASTER

AGRICULTURE

FIELD MASTER features an aggressive tread with angled lugs to enhance grip on rough terrain. Its wide stance and reinforced casing ensure stability and durability, providing a flexible solution for agriculture applications, delivering a good overall value.



PART #	DESCRIPTION	PR	PSI	OD	SW	RIM	LOAD
T1040460012	6.00-12	4	26	25.03	6.52	12X4	715@9MPH
T1040623100012	23X10.00-12	6	40	23.01	9.59	12X8.5	1985@10MPH
T1040823100012	23X10.00-12	8	40	23.03	9.56	12X8.5	1985@10MPH
T104062610012	26X10.00-12	6	32	25.75	10.54	12X8	2090@10MPH
T104082610012	26X10.00-12	8	50	25.75	10.54	12X8	3020@10MPH
T60069516R1	9.5-16	6	30	33.54	9.5	16X8	1390@20MPH
T600411224R1	11.2-24	4	22	43.66	11.28	24X10	1650@20MPH
T600413624R1	13.6-24	4	14	46.83	13.12	24X12	2040@20MPH
T600613624R1	13.6-28	6	24	50.97	12.9	28X10	2830@20MPH

CROP TRACX



CROP TRACX offers a unique G1W lug design—extending sidewall-to-sidewall—that functions like a cleat for maximum traction, especially when operating on wet soil. At the same time, its tread pattern ensures a smooth ride on hard surfaces, with minimal wear thanks to heavy-duty construction and a premium compound, making this an exceptional solution especially for compact tractors.

PART #	DESCRIPTION	PR	PSI	OD	SW	RIM	LOAD
T6004716	7-16	4	24	28.48	6.41	16X5	855@20MPH
T6004816	8-16	4	18	30.13	7.74	16X6	1070@20MPH



GC-703

AGRICULTURE



GC 703 is a specialty tire designed for harvesting vehicle applications, with a tread pattern that optimizes ground contact on muddy and wet surfaces.

PART #	DESCRIPTION	PR	PSI	OD	SW	RIM	LOAD
T12702126006	12X6.00-6	2	14	11.72	5.12	6X4.5	260LBS@10MPH

AGRICULTURE

BIG FOOT

BIGFOOT uses an R1 tread pattern with ultra-deep lugs and low void-to-tread ratio, delivering excellent traction—especially on wet and muddy surfaces—with a self-cleaning feature. Its construction provides cut and chip resistance for operating in fields, enhancing durability and useful operating life.



PART #	DESCRIPTION	PR	PSI	OD	SW	RIM	LOAD
T6004512	5-12	4	35	21.81	4.83	12X4	490@20MPH
T60041808512	180/85D12	4	23	24.13	6.3	12X4.5	595@20MPH
T6004614	6-14	4	36	26.535	6.575	14X5	805@25MPH
T6004716	7-16	4	24	29.21	7.13	16X5	855@20MPH
T6004816	8-16	4	18	30.75	8.09	16X5	1070@20MPH
T6006818	8-18	6	28	32.82	7.82	18X6	1140@20MPH
T6004818	8-18	4	23	33.071	8.110	18X6	1146@20MPH
T600411224	11.2-24	4	18	43.11	11.01	24X9	1650@25MPH
T600412424	12.4-24	4	16	45.55	11.89	24X10	1870@25MPH
T600612424	12.4-24	6	32	45.669	12.402	24X12	3190@25MPH
T600413626	13.6-26	4	15	49.72	13.94	26X11	2040@25MPH
T600413626	13.6-26	6	22	49.606	13.386	26X11	2800@25MPH
T60048320	8.3-20	6	34	35	9.49	20X7	1235@20MPH



AGRICULTURE

I-1 RIB IMPLEMENT

AGRICULTURE

I-1 RIM IMPLEMENT tires are designed for heavy-duty agricultural use, with 8-ply construction and a cut and puncture resistant compound with Stubble Guard technology. This unique feature effectively protects the tire from residual stubble damage, enhancing durability while reducing costs associated with tire damage.



PART #	DESCRIPTION	PR	PSI	OD	SW	RIM	LOAD
T125162170012	21X7.00-12	16	50	21.38	7.01	12X5.5	1390@10MPH
T150623105014	23X10.50-14	6	36	22.95	10.69	14X8.5	1870@10MPH
T125202480014	24X8.00-14	20	50	24.25	7.91	14X6	1870@10MPH
T125082570018	25X7.00-18	8	54	25.43	6.97	18X6	1610@10MPH
T125082570018	25X7.00-18	8	54	25.51	7.01	18X6	1610@10MPH
T1252426900145	26X9.00-14.5	16	50	26.57	8.94	14.5X6	1930@10MPH
T2020867015	6.70-15 SL	8	44	27.78	7.11	15X5	1930@10MPH
T2020876015	7.60-15 SL	8	44	28.7	7.9	15X5	2758@10MPH



OTR STUBBLE GUARD TECHNOLOGY

OTR's Stubble Guard technology comprises heavy-duty construction and compounds with extra layering that provides cut, chip and puncture-resistance for vehicles operating in harm's way. This technology is especially well suited for tires used in agricultural related equipment such as farm implements, trailers, wagons and tractors (as front tires).



LITEFOOT & LITEFOOT G1/R1



LITEFOOT comes in two designs—one for light-duty tractors requiring good traction with a turf-friendly tread, and the other with a G1/R1 tread featuring deep angled lugs for improved grip and handling in wet fields. Both versions provide exceptional performance and function with good overall value for the money.

PART #	DESCRIPTION	PR	PSI	OD	SW	RIM	LOAD
T4042385012	23X8.50-12	4	22	22.6	8.24	12X7	1100@10MPH
T4042395012	23X9.50-12	4	24	23.07	9.25	12X7	1225@10MPH
T40426120012	26X12.00-12	4	20	25.59	12.28	12X10.5	1760@10MPH
T6004716G1	7-16	4	24	29.213	7.205	16X5	855@20MPH
T60068322R1	8.3-22	6	35	37.2	8.1	22X7	1760@10MPH

10 TIRES

PRODUCT SPECIFICATIONS AND AVAILABILITY SUBJECT TO CHANGE WITHOUT NOTICE



LITEFOOT PRO

AGRICULTURE



LITEFOOT PRO features symmetrical tread blocks and broad shoulders that optimize ground contact and traction while operating on slopes, with a turf-friendly design for subcompact and compact tractors. Sipes and deep grooves ensure self-cleaning, improving traction in wet and muddy conditions as well.

PART #	DESCRIPTION	PR	PSI	OD	SW	RIM	LOAD
T2090612165	12-16.5	6	40	33.46	11.81	16.5X9.75	4180@5MPH
T209062385012	23X8.50-12	6	35	22.91	8.46	12X7	1470@10MPH
T209144118LL225	41X18LL.225	14	50	41.2	17.55	22.5X14	9100@10MPH
T209204118LL225	41X18LL.225	20	80	41.2	17.55	22.5X14	14,800@10MPH

AGRICULTURE

RAIN MASTER

RAIN MASTER couples a unique tread pattern with a wide footprint, delivering exceptional traction on wet ground and reduced soil compaction—ideal for farming in environments such as rice paddies. Its heavy-duty construction, using a special UV-resistant compound, extends tire life; it's also 8-ply rated, with a 5,200 lb. load capacity. It's an excellent, safe option to replace recapped 11R22.5 tires as well.



PART #	DESCRIPTION	PR	PSI	OD	SW	RIM	LOAD
T690830080225	300/80D22.5	8	35	42.52	12.05	22.5X8.25	5205 @ CREEP



NEW TIRE SOLUTIONS

OTR continues to develop new agriculture tires using advanced technologies, with an emphasis on enhancing productivity, utilization, comfort and safety. Two such examples—one pictured left and one right—feature an R1W pattern designed to optimize traction for compact tractors operating on wet soil, while reducing road noise and vibration. Deep angled lugs with sharp cut-offs at the sidewall ensure grip and handling in fields and on slopes. These tires also feature unique rock ejectors and mud breakers, resulting in better cleaning. Contact OTR to learn more how to leverage these innovative tires for your applications.





AGRICULTURE

RAINMAX

RAINMAX is a popular directional R1 tire designed for irrigation equipment using center pivot style wheels. Its unique design features deep cleated lugs that are curved to prevent ruts and slipping on hills. Heavy-duty construction and reinforced sidewalls, coupled with a unique tread pattern, delivers superior traction and handling on wet and muddy ground.



PART #	DESCRIPTION	PR	PSI	OD	SW	RIM	LOAD
T690611238	11.2-38	6	26	58.66	11.81	38X10	4793@CREEP
T690614924	14.9-24	6	26	51.22	14.96	24X12	3420@CREEP

AGRICULTURE

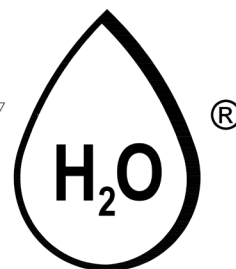
RAINMAX H₂O

COMING SOON



RAINMAX H₂O is a new R1 tire for irrigation equipment using center pivot style wheels, offering enhanced protection from environmental stresses that cause premature aging and failures. Its heavy-duty construction, tread pattern and premium UV-resistant compounds ensure long-life; the lug design—derived from OTR's proven RAINMAX tire—maximizes traction on wet and muddy ground with a self-cleaning feature, making this an excellent all-around mobility solution for irrigation.

RAINMAX





TRAILER TIRES & WHEELS

AGRICULTURE



TRAILER TIRE & WHEEL ASSEMBLIES

OTR offers custom tires—ST type—for agricultural trailer applications such as header transport, baler and utility, for original equipment manufacturers and fleets. Sizes range from 4.80" to 20.5". These can be sold as assemblies, with steel wheels. Contact your OTR salesperson for more information.

PART #	DESCRIPTION	PR	PSI	OD	SW	RIM	LOAD
T81964808	4.80-8	6	90	16	4.7	8X3.75	745
T819657012	5.70-8	6	75	18.11	6.1	8X4.5	910
T811648012	4.80-12	6	90	20.35	4.76	12X3.75	990
T811653012	5.30-12	6	90	20.35	4.76	12X3.75	1050
T81141656508	16.5X6.50-8	4	45	16.26	6.65	8X5.375	615
T81141858508	18.5X8.50-8	6	50	18.89	8.39	8X7	940
T81510205810	20.5X8.0-10	10	90	20.5	8.07	10X6	1535

AGRICULTURE

SPECIALTY AG TIRES & WHEELS

SPECIALTY AG TIRES & WHEELS

OTR can also design and provide custom tires for specialty applications, such as baler solid tires (12x3.5) and gauge type tire and wheel assemblies (10x1 and 12x1). These assemblies comprise semi-pneumatic tires and bolt-together wheels (pictured below).





AGRICULTURE

TUBES

OTR'S TRANS AMERICAN RUBBER BRAND TUBES feature 100% butyl rubber for a premium tube solution. Tubes extend tire life, prevent air leakage and add weight for improved traction. Butyl provides distinct advantages for agricultural equipment:

- Improved shock absorption and ride comfort.
- Excellent weatherability; resistance to heat, moisture and chemical attack.
- Durability; resistant to flexing, abrasion and tearing.



STOCK CODE	DESCRIPTION	VALVE
5B01NB	4.00/5.00-15	TR15
5B02	11L-15/16	TR15CW
5B05	11L-15/16	TR15
5B11	12.5L-15/16	TR15CW
5B15	7.50-17/18	TR15
5B16	19.0/45-17	TR15
5B17NB	4.00-19	TR15
5B33	750/825-20	TR15CW
5B35	7.50/8.25-20	TR15
5B36	9.00/10.00-20	TR15
5B38	1000/1100-16	TR15CW
5B42	11.00-16	TR150A
5B44	14L-16.1	TR15CW
5R00	11LR14	TR13
5R02	7.5L/9.5LR14/15	TR13
5R03	5.50/6.00R15/16	TR15
5R07	7.5L/9.5LR14/15	TR218A
5R10	11L/12.5LR15/16	TR15
5R13	31X13.50/15.50R15	TR15
5R15	11L/12.5LR15/16	TR218A
5R18	10/11.00R15/16	TR15
5R20	10/11.00R15/16	TR218A
5R21	13.6/14LR16.1	TR15
5R24	13.6/14LR16.1	TR218A
5R25	16.5/18.4R16.1	TR218A
5R26	18.4/19.5/21.5LR16.1	TR218A
5R27	16.5/18.4R16.1	TR15
5R30	10.5L/12.5LR18/20	TR15
5R35	10.5L/12.5LR18/20	TR218A
5R45NB	6.00R16(GR16)	TR218A
5R60NB	7.50/9.00R10	TR218A
6B05	8.3-24	TR218A
6B10	9.5-24	TR218A
6B15	11.2/12.4-24	TR218A
6B20	19.5L-24	TR218A

14 TUBES

PRODUCT SPECIFICATIONS AND AVAILABILITY SUBJECT TO CHANGE WITHOUT NOTICE



TUBES

AGRICULTURE



OTR'S BRAND—TRANS AMERICAN RUBBER—offer 5-Star rated tubes for rear farm tires, using premium grade materials with a thickness optimized for heavy-duty use, which in turn ensures tubes are durable and long-lasting. The area around the valve stem is reinforced so the stem will not pull out when subjected to forces generated by high-horsepower tractors and/or caused by low air pressure. Stems are constructed in brass so they will not corrode. As a result, 5-Star rated tubes are preferred by customers using tractors, sprayers and tilling equipment.

STOCK CODE	DESCRIPTION	VALVE
6B25	13.6/14.9-26/28	TR218A
6B30	11.2/12.4-28	TR218A
6B35	16.9-30	TR218A
6B40	18.4-30	TR218A
6B45	16.9-34	TR218A
6B50	18.4-34	TR218A
6B53	11.2-38	TR218A
6B55	16.9-38	TR218A
6B60	18.4-38	TR218A
6B65	18.4-42	TR218A
5 STAR PREMIUM		
6PR22	23.1R26	TR218A
6PR32	16.9/18.4R26/28	TR218A
6PR34	28LR26	TR218A
6PR36	16.9/18.4R30	TR218A
6PR40	23.1R30	TR218A
6PR44	24.5R32	TR218A
6PR48	16.9/18.4R34	TR218A
6PR52	13.6/14.9R36/38	TR218A
6PR55	15.5R38	TR218A
6PR59	16.9/18.4R38	TR218A
6PR60	710/70R38	TR218A
6PR61	20.8R38	TR218A
6PR64	20.8R34	TR218A
6PR67	30.5LR32	TR218A
6PR68	9.5/11.2/12.4R42	TR218A
6PR70	18.4/20.8R42	TR218A
6PR80	14.9R46	TR218A
6PR85	16.9/18.4R46	TR218A
6PR91NB	9.5R48	TR218A
6PR94	270/95R52/54	TR218A
6PR96	16.9/18.4R50	TR218A

QUALITY TUBES

"The quality of the Trans American Rubber 5 STAR Premium tube surpasses any other farm tube in the market." M.S. – Colorado



AGRICULTURE

TUBES

AGRICULTURE

STOCK CODE	DESCRIPTION	VALVE
6R00	13.6R20	TR218A
6R05	18.4/19.5/21LR24	TR218A
6R10NB	7.5/8.3/9.5R24	TR218A
6R13	11.2/12.4R24	TR218A
6R16	13.6/14.9R24	TR218A
6R19	16.9/17.5LR24	TR218A
6R22	23.1R26	TR218A
6R26	11.2/12.4R26	TR218A
6R27	11.2/12.4R28	TR218A
6R28	13.6/14.9R26/28	TR218A
6R32	16.9/18.4R26/28	TR218A
6R34	28LR26	TR218A
6R36	16.9/18.4R30	TR218A
6R38	14.9R30	TR218A
6R40	23.1R30	TR218A
6R41	13.6/14.9R36	TR218A
6R42	9.5/11.2R32/34	TR218A
6R44	24.5R32	TR218A
6R46	14.9R34	TR218A
6R47	14.9R36	TR218A
6R48	16.9/18.4R34	TR218A
6R49	11.2/12.4R36/38	TR218A
6R52	13.6/14.9R36/38	TR218A
6R53	13.6/14.9R38	TR218A
6R55	15.5R38	TR218A
6R59	16.9/18.4R38	TR218A
6R61	20.8R38	TR218A
6R64	20.8R34	TR218A
6R67	30.5LR32	TR218A
6R68	9.5/11.2/12.4R42	TR218A
6R70	18.4/20.8R42	TR218A
6R77	12.4/13.6/14.9R46	TR218A
6R85-2	16.9/18.4R46	TR218A



PIVOT WHEELS

AGRICULTURE



PIVOT WHEELS

OTR offers a range of steel pivot wheels for irrigation equipment, in popular sizes, with 8- and 9-hole and 8-on-8 bolt patterns and common offsets. Reverse mount units are available, along with wheel color options. Standard units are galvanized for corrosion protection. Additionally, select wheels feature valve guards.

PART #	SIZE	TIRE SIZE	BP	OFFSET	COLOR
W248004*	24X8	11.2/14.9-24	8ON8	-2	GALVANIZED
W2410001*	24X10	11.2/14.9-24	8ON8	-2	GALVANIZED
W2410012	24X10	11.2/14.9-24	8ON8	0	GALVANIZED
W2410003	24X10	11.2/14.9-24	9ON9.5	1	YELLOW
W2410010	24X10	16.9-24	8ON8	-2.93	YELLOW
W2412011*	24X12	14.9/16.9-24	8ON8	-2	GALVANIZED
W2415011	24X15	16.9-24	8ON8	-3.5	GALVANIZED
W245825009	24.5X8.25	11-24.5	9ON9.5	-7.9	YELLOW
W3810003	38X10	11.2/12.4/13.6-38	9ON9.5	1.75	YELLOW
W3810015*	38X10	11.2/12.4/13.6-38	8ON8	2	GALVANIZED
WA225825001G	22.5X8.25	11-22.5	8ON8	-0.72	GALVANIZED
WA225825002G	22.5X8.25	11-22.5	8ON8	-2	GALVANIZED
WA225825006G	22.5X8.25	11-22.5	8ON8	1.7	GALVANIZED
WA225825008G	22.5X8.25	11-22.5	8ON8	-1.5	GALVANIZED
WA248001G	24X8	11.2/12.4-24	8ON8	-2	GALVANIZED
WA2410005G	24X10	11.2/12.4-24	8ON8	-2.8	GALVANIZED
WA2410006G	24X10	11.2/12.4-24	8ON8	0	GALVANIZED
WA245825003G	24.5X8.25	11-24.5	8ON8	2	GALVANIZED

*INCLUDES VALVE GUARD.



AGRICULTURE

TYRFIL 360 HFT



TyrFil 360 + HFT

TYRFIL 360 HFT is OTR's game-changing airless tire solution for center pivot style irrigation tires that radically improves tire performance and wear life. This technology integrates a proprietary polymer-based, eco-friendly resin (a proven flat-proofing option for center pivot style irrigation tires) with an HFT layer, as shown in the picture on the right. TyrFil 360 HFT can be added to any traditional pneumatic tire as a cost-effective alternative to airless alternatives such as solid and mold-on tires, as well as tracks.



KEY FEATURES INCLUDE:

- ✓ Eliminates flat tires caused by stubble, rocks, objects and debris in fields.



- ✓ Improves flotation characteristics—a core benefit with HFT—with up to 15% less soil compaction than a pneumatic tire, resulting in better traction, productivity and ride comfort.
- ✓ Reduced weight vs. traditional foam-filled assemblies and solid tires which in turn reduces stress on components and improves fuel consumption.
- ✓ Flatter profile vs. pneumatic tire, increasing size of contact patch, ensuring there are no clearance issues.
- ✓ Compatible for use in popular industrial tires, directional or non-directional.
- ✓ Extends tire life, thus reducing operating expenses and ensuring an ROI.



OTR's TyrFil 360 HFT is ideal for OEMs and the aftermarket, delivering 24/7/365 protection from flat tires and costly downtime.

COMING SOON

Rainmax H₂O irrigation tires for TyrFil 360 HFT applications. This R1 tire for irrigation equipment using center pivot style wheels features enhanced protection from environmental stresses that cause premature aging and failures. Its heavy-duty construction, tread pattern and premium UV-resistant compounds ensure long-life; the lug design maximizes traction on wet and muddy ground with a self-cleaning feature, making this an excellent all-around solution for irrigation.

AGRICULTURE



STANDARD IMPLEMENT WHEELS

AGRICULTURE



STANDARD IMPLEMENT WHEELS

OTR offers a variety of standard steel wheels for farm implements, covering tires from 6.70" to 26", for wheels that are 12" to 28". Colors include white, black, cream, silver, gray and black. Bolt patterns—5 on 5.5, 6 on 6, 8 on 8 and 6-clamp, and offsets support fitments for popular machines and tires. OTR can also provide tire and wheel assemblies; consult with your OTR salesperson for more information.

PART #	WHEEL SIZE	BP	TIRE SIZE	OFFSET	COLOR
W12105033	12X10.50	6ON6	26X12-12	0	WHITE
W148005	14X8	6ON6	9.5-11L14	1.125	CREAM
W1510012	15X10	6ON6	12.5L15/29X12.50-15	-0.88	BLACK
W1510013	15X10	6ON6	12.5L15/29X12.50-15	0.89	WHITE
W1510014	15X10	6ON6	12.5L15/29X12.50-15	-1.6	CREAM
W1510015	15X10	8ON8	12.5L15/29X12.50-15	-1.6	CREAM
W155009	15X5	5ON5.5	6.70-15	-0.25	SILVER
W155010	15X5	5ON5.5	6.70-15	-0.25	GRAY
W155012	15X5	5ON5.5	6.70-15	-0.25	BLACK
W155008	15X5	5ON5.5	6.70-15	-0.25	WHITE
W155007	15X5	6ON6	6.70-15	1.125/-1.6	CREAM
W156009	15X6	6ON6	7.60-15	1.125	CREAM
W158013	15X8	6ON6	11L15	2	WHITE
W158010	15X8	6ON6	11L15	1.125/-1.6	CREAM
W158011	15X8	8ON8	11L15	1.125/-1.6	CREAM
W165975013	16.5X9.75	8ON8	12-16.5	1.09	BLACK
W166012	16X6	6ON6	7.50-16	1.08	SILVER
W166008	16X6	6ON6	7.50-16	1.125/-1.6	CREAM
W166014	16X6	8ON8	7.50-16	1.12	BLACK
W168003	16X8	6ON6	11L16	-1.6	CREAM
W175105008	17.5X10.5	6ON6	14-17.5	1.12	RED
W175105009	17.5X10.5	8ON8	14-17.5	-1.49	SILVER
W175105003	17.5X10.5	8ON8	14-17.5	-1.5	SILVER
W1956003	19.5X6	8ON8	225/70R19.5	0.38	CREAM
W2251175009	22.5X11.75	8ON8	315/80R22.5	-0.5	CREAM
W22513009	22.5X13	8ON8	385/445R22.5	1.125	CREAM
W22513008	22.5X13	8ON8	385/445R22.5	-1.5	CREAM
W225825016	22.5X8.25	8ON8	11R22.5	0.75	CREAM
W225825014	22.5X8.25	8ON8	11R22.5	-1.5	CREAM
W2810003	28X10	6CLAMP	11.2/12.4-28	-	SILVER
W2812005	28X12	6CLAMP	13.6/14.9-28	-	SILVER



AGRICULTURE

CUSTOM AG WHEELS

CUSTOM AGRICULTURAL WHEELS

OTR designs and manufactures custom steel wheels. Examples include:

- Trailer wheels, for header transport, baler and utility applications.
- Custom wheels for small to medium-sized tractors.
- Cast disc wheels up to 42" in diameter for utility tractors producing 130+ horsepower. These wheels fit popular agricultural tires, including low side-wall versions, with designs approved and preferred by OEM customers.
- Gauge type steel wheels, for planters (10x1 and 12x1).



ACCESSORIES



ACCESSORIES

OTR accessories for tractors include ballast and counterweights designed to enhance traction and mobility. Examples include 50 -500 lb. wheel weights for tractors—currently supplied to leading OEM—with a standard 65 lb. version coming soon for the aftermarket, and 1,500 lb. bumper counterweights.





SERVICES

AGRICULTURE

TyrLyner®



TYRLYNER® is a proprietary rubber urethane securely applied to the inside of a tire's casing to extend life and enhance safe operation. Its "self-healing" technology ensures the tire is sealed when punctured or cut by objects up to 1/4" in diameter. The coating is applied at an OTR facility for original equipment manufacturers and distributors who support fleets and owner-operators engaged in construction work, where downtime is NOT an option.


AGRICULTURE

MOUNTING & SEQUENCING



MOUNTING & SEQUENCING

In addition to tires and wheels, OTR provides tire and wheel mounting sequencing, just-in-time delivery and warehousing for OEM customers. Facilities are located around the world, close to OEM customers' locations. Key processes are automated, with automatic tire inflation systems that are repeatable and accurate. Consult with your OTR salesperson to learn how to get started.





AGRICULTURE

CONTACT INFORMATION

- For OEM inquiries contact your local OTR salesperson or send an email to sales@otrwheel.com.
- For aftermarket inquiries, contact your local OTR salesperson or call 800-833-6309 if you are located east of the Mississippi River or 888-455-4910 if you are located west of the Mississippi. You may also email us at sales@otrwheel.com.
- For information on Trans American Rubber tubes, flaps or accessories, contact us at 800-922-8823.

WARRANTY INFORMATION

- OTR provides limited warranty coverage for tires, wheels, tracks and other items in the event of defects in workmanship. You may request a copy of our policy by emailing us sales@otrwheel.com.
- Note that OTR has designated select dealers and distributors to assist with warranty repairs. Contact OTR for more information.

CATALOG DISCLAIMER

Product specifications and information were correct as of the date of this catalog release but are subject to change without notice or obligation. Every effort has been made to ensure the accuracy of this catalog. Consult with your salesperson if you wish to verify data is correct.

ISO 9001: 2015 CERTIFICATION

OTR facilities are ISO 9001: 2015 registered (except for new locations where certifications are in process). ISO ensures consistent product quality, standardization, documentation and compliance with OEM requirements.

REACH COMPLIANCE

OTR's custom tires for OEMs can be designed with REACH compliance. Consult with your salesperson as needed.



NOTES

AGRICULTURE

AGRICULTURE



OTRWHEEL.COM

